


















































Mounting Material

Prices see shop.griederbauteile.ch

Steel Screws and Accessories	Page 2				
Threaded Rods	Page 2				
Polystyrene Screws and Accessories	Page 3				
Hex Standoff	Page 3 + 4				
Round Spacers Dead End Insulators	Page 5				
Strain Relief + Cable Grommets	Page 6				
Cable Glands	Page 7				
Pressure Balance Elements Fibre Glass Sleeve	Page 8				
Heat Shrinkable Sleeve	Page 8 + 9				
PVC Insulating Tubing Fibre Glass Sleeving	Page 10				
Spiral Binding Cable Ties	Page 11				
Cable Trunking Edge Grommet	Page 12				
LED Profile Rails Cable Clips	Page 13				
Wire End Sleeves Terminals for Crimping	Page 14				
PVC Tapes, Mounting Tapes Marker Booklet	Page 15				

Steel Screws and Accessories



Screws

Nuts

Washers

Lock Washers

Order No	Diameter	Length in mm	Order No	Order No	Order No
MSM.S2x14	M2	14	MSM.M2		MSM.Z2
MSM.S2x20		20			
MSM.S2x25		25			
MSM.S2x30		30			
MSM.S2,5x5	M2.5	5	MSM.M2E5	MSM.U2E5	MSM.Z2E5
MSM.S2,5x8		8			
MSM.S2,5x10		10			
MSM.S2,5x16		16			
MSM.S2,5x20	20				
MSM.S3x8	M3	8	MSM.M3	MSM.U3	MSM.Z3
MSM.S3x10		10			
MSM.S3x12		12			
MSM.S3x16		16			
MSM.S3x20		20			
MSM.S3x25		25			
MSM.S3x30		30			
MSM.S3x40		40			
MSM.S3x50		50			
MSM.S3x60		60			
MSM.S4x5	M4	5	MSM.M4	MSM.U4	MSM.Z4
MSM.S4x8		8			
MSM.S4x10		10			
MSM.S4x12		12			
MSM.S4x16		16			
MSM.S4x20		20			
MSM.S4x30		30			
MSM.S4x40		40			
MSM.S4x50		50			
MSM.S4x60		60			
MSM.S5x10	M5	10	MSM.M5	MSM.U5	MSM.Z5
MSM.S5x20		20			
MSM.S5x30		30			
MSM.S5x40		40			
MSM.S5x50		50			
MSM.S5x60		60			
MSM.S5x70	70				
MSM.S6x10	M6	10	MSM.M6	MSM.U6	
MSM.S6x20		20			
MSM.S6x30		30			
MSM.S6x40		40			
MSM.S6x50		50			
MSM.S6x60		60			
MSM.S6x70		70			
MSM.S6x80		80			
MSM.S8x70	M8	70	MSM.M8		
MSM.S8x80		80			
MSM.S8x90		90			

Threaded Rods Brass

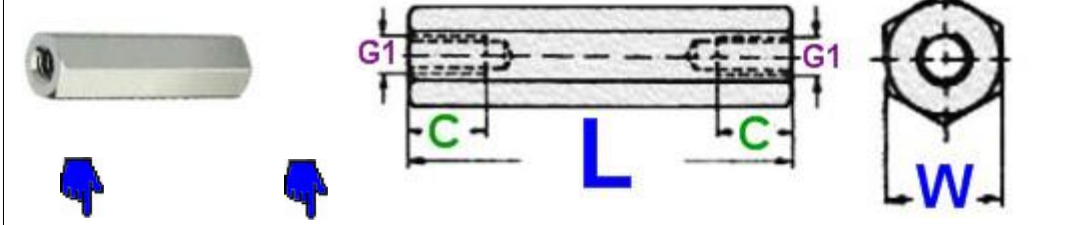


Order No	Diameter	Length in mm	Order No	Order No	Order No
MSM.G2x40	M2	40	MSM.M2		MSM.Z2
MSM.G2x50		50			
MSM.G2x67		67			

Screws + Accessories (Polystyrene)

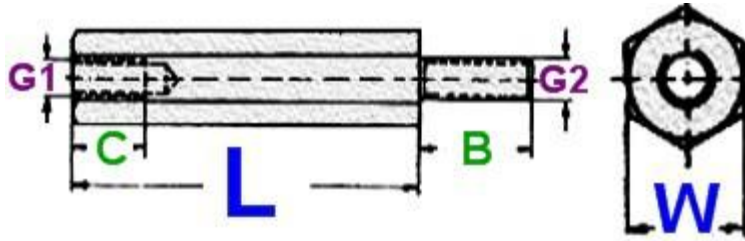
					
Screws			Nuts	Washers	
Order No	Diameter	Length in mm	Order No	Order No	
MSK.S3x10	M3	10	MSK.M3	MSK.U3	
MSK.S3x20		20			
MSK.S3x30		30			
MSK.S4x10	M4	10	MSK.M4	MSK.U4	
MSK.S4x20		20			
MSK.S4x30		30			
MSK.S4x40		40			

Hex Standoff



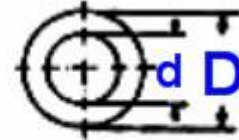
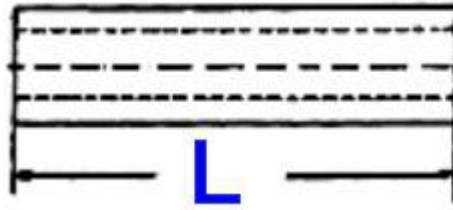
Polyamide	Metal	Dimensions in mm				
Order No	Order No	W	L	B	G1 + G2	
MSK.A3x05	MSM.A3x05	6	5	5	M3	
MSK.A3x10	MSM.A3x10		10	10		
	MSM.A3x12		12	6		
MSK.A3x12				12		
	MSM.A3x15		15	6		
MSK.A3x15				15		
	MSM.A3x17		17.5	6		
MSK.A3x18			18	8		
	MSM.A3x20		20	6		
MSK.A3x20				10		
	MSM.A3x25		25	6		
MSK.A3x25				10		
	MSM.A3x30		30	6		
MSK.A3x30				10		
MSK.A3x35				35		10
	MSM.A3x40		40	6		
MSK.A4x10	MSM.A4x10	8	10	10	M4	
	MSM.A4x12		12	6		
MSK.A4x12				12		
	MSM.A4x15		15	7.5		
MSK.A4x15				15		
	MSM.A4x17		17.5	8		
MSK.A4x18			18	18		
	MSM.A4x20		20	8		
MSK.A4x20				20		
	MSM.A4x25		25	8		
MSK.A4x25				10		
	MSM.A4x30		30	8		
MSK.A4x30				10		
MSK.A4x35				35		10
	MSM.A4x40	40	8			

Hex Standoff



Polyamide		Metal		Dimensions in mm			
Order No	Order No	W	L	B	C	G1 + G2	
	MSM.B3x10	6	10	6	6	M3	
MSK.B3x10					8		7
	MSM.B3x11			11	6		6
	MSM.B3x12			12	8		8
MSK.B3x12					6		6
	MSM.B3x15			15	8		10
MSK.B3x15					6		6
	MSM.B3x17			17.5	6		6
MSK.B3x18				18	8		10
	MSM.B3x20			20	6		6
MSK.B3x20					8		10
	MSM.B3x25			25	6		6
MSK.B3x25					8		10
	MSM.B3x30			30	6		6
MSK.B3x30					8		10
MSK.B3x35				35			
	MSM.B3x40		40	6	6		
	MSM.B4x10	8	10	8	6	M4	
MSK.B4x10							7
	MSM.B4x12				12		9
MSK.B4x12							8
	MSM.B4x15				15		10
MSK.B4x15							8
	MSM.B4x17				17.5		8
MSK.B4x18					18		10
	MSM.B4x20				20		8
MSK.B4x20							10
	MSM.B4x25				25		8
MSK.B4x25							10
	MSM.B4x30				30		8
MSK.B4x30							10
MSK.B4x35					35		
	MSM.B4x40				40		8

Round Spacers




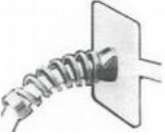




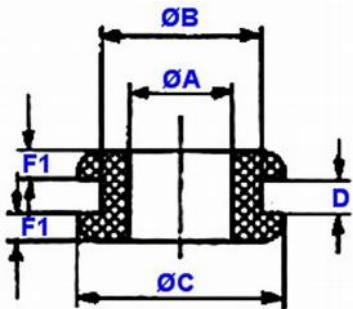


Polystyrene Black	Polycarbonate Grey	Aluminium	Dimensions in mm			
Order No	Order No	Order No	fits Screws	L	d	D
		MSM.R2x4N	M2	4	2.2	4
		MSM.R2x4		8		
		MSM.R2x8N				
		MSM.R2x8				
MSK.P3x3	MSK.R3x3		M3	3	3.6	7
MSK.P3x5	MSK.R3x5			5		
MSK.P3x10	MSK.R3x10			10		
MSK.P3x15	MSK.R3x15			15		
MSK.P3x20	MSK.R3x20			20		
MSK.P3x25	MSK.R3x25			25		
MSK.P3x30	MSK.R3x30			30		
MSK.P3x35	MSK.R3x35			35		
MSK.P4x3	MSK.R4x3		M4	3	4.5	8
MSK.P4x5	MSK.R4x5			5		
MSK.P4x10	MSK.R4x10	MSM.R4x10		10		
MSK.P4x15	MSK.R4x15			15		
MSK.P4x20	MSK.R4x20			20		
		MSM.R4x21		21		
MSK.P4x25	MSK.R4x25			25		
MSK.P4x30	MSK.R4x30			30		
MSK.P4x35	MSK.R4x35			35		
MSK.P5x3	MSK.R5x3			M5		
MSK.P5x5	MSK.R5x5		5			
MSK.P5x10	MSK.R5x10		10			
MSK.P5x15	MSK.R5x15		15			
MSK.P5x20	MSK.R5x20		20			
MSK.P5x25	MSK.R5x25		25			
MSK.P5x30	MSK.R5x30		30			
MSK.P5x35	MSK.R5x35		35			

Egg Dead End Insulator
Ceramic










	Order No	Dimensions
	MLI.1	approx. 25 x 35mm
	MLI.2	approx. 30 x 40mm

Strain Relief				
		for Round Cable	Cable Dimensions in mm	
		Order No	PVC-Insulation	Rubber-Insulation
	MZE.2R	3.0 – 4.5	3.0 – 4.5	
	MZE.4R	5.0 – 6.5	5.0 – 7.0	
	MZE.6R	6.6 – 8.0	7.1 – 9.0	
	MZE.7R	8.1 – 10.0	9.1 – 11.0	
	MZE.8R	10.1 – 12.5	11.1 – 16.0	
		for Flat Cable	Cable Dimensions in mm	
		Order No	PVC-Insulation	Rubber-Insulation
	MZE.2F	3 x 5	3 x 5	
	MZE.4F	4 x 7	4 x 7	
	MZE.6F	5 x 9	5 x 9	
		for Round Cable	Cable Dimensions in mm	
		Order No		
	MZE.K6R	6.4 – 7.4		
	MZE.K8R	8.2 – 9.2		
	MZE.K9R	9.1 – 10.9		
		for Round Cable	Cable Dimensions in mm	
		Order No		L
	MZK	7		
		Cable Strain Relief Clamp	Cable Dimensions in mm	
		Order No		L
	SNA.KBR	3.5		

PVC Cable Grommet							
	Order No	A	B	C	D	F1	
Dimensions in mm							
	MUT.2	2	5	8	1.5	1.5	
	MUT.4	4	8	11	1.5	2	
	MUT.6	6	8	12	1.5	2	
	MUT.8	8	10	14	1.5	2.5	
	MUT.10	10	12	16	1.5	2.5	


Synthetic Cable Glands

				Thread
Order No	Order No	Order No	Order No	
MPG.7K	MPG.K7K	MPG.7KM	MPG.7KS	PG 7
MPG.9K	MPG.K9K	MPG.9KM	MPG.9KS	PG 9
MPG.11K	MPG.K11K	MPG.11KM	MPG.11KS	PG 11
MPG.13K	MPG.K13K	MPG.13KM	MPG.13KS	PG 13
MPG.16K		MPG.16KM	MPG.16KS	PG 16
				
MMG.12K	MMG.K12K	MMG.12KM		M 12
MMG.16K	MMG.K16K	MMG.16KM		M 16
MMG.20K	MMG.K20K	MMG.20KM		M 20
MMG.25K	MMG.K25K	MMG.25KM		M 25

Metal Cable Glands

				Thread
Best.Nr.	Best.Nr.	Best.Nr.	Best.Nr.	
	MPG.7MLT7		MPG.7M	PG 7
	MPG.9MLT10		MPG.9M	PG 9
	MPG.11MLT8			PG 11
			MPG.13M	PG 13
			MPG.16M	PG 16
MMG.6M		MPF.6		M 6
		MPF.8		M 8
MMG.12M				M 12
MMG.16M				M 16
MMG.20M				M 20
MMG.25M				M 25

Metal Nuts

				
			MPG.7MM	PG 7
			MPG.9MM	PG 9
			MPG.11MM	PG 11
			MPG.13MM	PG 13
			MPG.16MM	PG 16
		MPF.6M		M 6
		MPF.8M		M 8
MMG.12MM				M 12
MMG.16MM				M 16
MMG.20MM				M 20
MMG.25MM				M 25

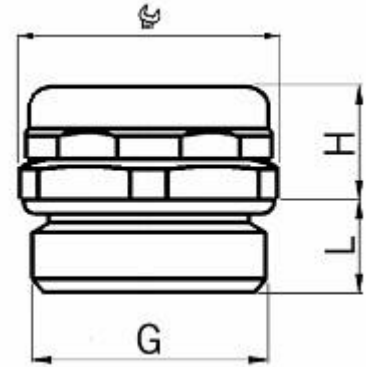
Subject to alterations and errors.
Pictures are a guide only actual product may vary.

Pressure Balance Element



Pressure Balance Element with Membrane

	Order No	G		H	L
	MMG.DAM12	M12x1.5	18mm	9.5mm	8mm
	MMG.DAM16	M16x1.5	18mm	9.5mm	8mm
	MMG.DAM20	M20x1.5	22mm	10mm	8mm
	MMG.DAM7PG	Pg 7	18mm	9.5mm	8mm
	MMG.DAM11PG	Pg 11	22mm	10mm	8mm



Pressure Balance Element with Sintered Filter

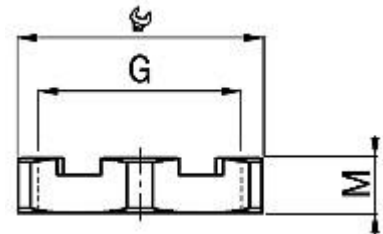
	Order No	G		H	L
	MMG.DAS12	M12x1.5	18mm	9.5mm	8mm
	MMG.DAS16	M16x1.5	18mm	9.5mm	8mm
	MMG.DAS20	M20x1.5	22mm	10mm	8mm
	MMG.DAS7PG	Pg 7	18mm	9.5mm	8mm
	MMG.DAS11PG	Pg 11	22mm	10mm	8mm

Darining Element with Sifter

	Order No	G		H	L
	MMG.EWS12	M12x1.5	18mm	9.5mm	10mm
	MMG.EWS16	M16x1.5	18mm	9.5mm	10mm
	MMG.EWS20	M20x1.5	22mm	10mm	10mm

Lock Nut for Draining Element

	Order No	G		M	
	MMG.EWS12M	M12x1.5	15mm	4.5mm	
	MMG.EWS16M	M16x1.5	19mm	5.5mm	
	MMG.EWS20M	M20x1.5	24mm	5.5mm	



**Fibre Glass Sleeve
With Silicon Sheath**



Inner-Diameter (in mm)	Outer-Diameter (in mm)	black	white
3	3.9	KUK.25SK300	KUK.25SK309
7	8	KUK.25SK700	KUK.25SK709

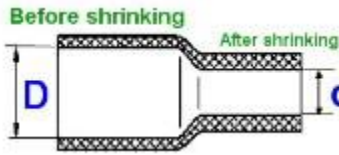
Heat Shrinkable Sleeve

Useable for 1.2 to 1.7Ah accumulator cells



Order No	Dimensions
KUS.BATR	70 x 1000mm

Heat Shrinkable Sleeve



1m pieces



box



reel



D	d	Length	black	white	blue	yellow	red	green
1.6mm	0.8mm	1m	KUS.P10	KUS.P19	KUS.P16	KUS.P14	KUS.P12	
		11m-Box		KUS.P19P	KUS.P16P	KUS.P14P	KUS.P12P	
		17m-Box	KUS.P10P					
		150m-Reel	KUS.P10FR	KUS.P19FR				
2.4mm	1.2mm	1m	KUS.P20	KUS.P29	KUS.P26	KUS.P24	KUS.P22	
		10m-Box		KUS.P29P	KUS.P26P	KUS.P24P	KUS.P22P	
		15m-Box	KUS.P20P					
3.2mm	1.6mm	1m	KUS.P30	KUS.P39	KUS.P36	KUS.P34	KUS.P32	
		10m-Box		KUS.P39P	KUS.P36P	KUS.P34P	KUS.P32P	
		15m-Box	KUS.P30P					
4.8mm	2.4mm	1m	KUS.P50	KUS.P59				
		8m-Box		KUS.P59P	KUS.P56P	KUS.P54P	KUS.P52P	KUS.P55P
		12m-Box	KUS.P50P					
6.4mm	3.2mm	1m	KUS.P60	KUS.P69	KUS.P66	KUS.P64	KUS.P62	
		7m-Box		KUS.P69P	KUS.P66P	KUS.P64P	KUS.P62P	
		12m-Box	KUS.P60P					
8mm	4mm	1m		KUS.P89				
		1m	KUS.P100	KUS.P109				
		6m-Box		KUS.P109P	KUS.P106P	KUS.P104P	KUS.P102P	
9.5mm	4.8mm	1m	KUS.P100P					
		75m-Reel	KUS.P100FR	KUS.P109FR				
		12.7mm	6.4mm	1m	KUS.130	KUS.P139	KUS.P136	KUS.P134
12.7mm	6.4mm	5m-Box		KUS.P139P	KUS.P136P	KUS.P134P	KUS.P132P	
		8m-Box	KUS.P130P					
		50m-Reel	KUS.P130FR					
16mm	8mm	1m	KUS.P150	KUS.P159				
		50m-Reel	KUS.P150FR					
19mm	9.5mm	1m	KUS.P200	KUS.P209				
		30m-Reel		KUS.P209FR				
		50m-Reel	KUS.P200FR					
20mm	13mm	100m-Reel	KUS.013FR					
25.4mm	12.7mm	1m	KUS.P250	KUS.P259	KUS.P256		KUS.P252	
		30m-Reel		KUS.P259FR			KUS.P252FR	
		50m-Reel	KUS.P250FR		KUS.P256FR			
32mm	16mm	1m	KUS.P320					
		50m-Reel	KUS.P320FR					
38.1mm	19mm	1m	KUS.P380					
		30m-Reel	KUS.P380FR					
50.8mm	25.4mm	30m-Reel	KUS.P500FR					

Heat Shrinkable Sleeve



D	d	Length	black	transparent				
2.4mm	1.2mm	1m		KUS.1N				
		100m-Reel		KUS.1FR				
16mm	8mm	1m	KUS.08N					
		100m-Reel	KUS.08FR					
25.4mm	12.7mm	1m		KUS.16N				
		50m-Reel		KUS.16FR				
31mm	20mm	1m		KUS.20N				
		50m-Reel		KUS.20FR				
65mm	45mm	1m		KUS.45N				
		25m-Reel		KUS.45FR				
80mm	60mm	1m		KUS.60N				
		20m-Reel		KUS.60FR				

Braided Fibre Glass Sleeve
(with DD Lacquer)



Inner-Diameter (in mm)	Thickness (in mm)	Length	black	red	yellow	blue
0.5	0.5	1m	KUK.050	KUK.052	KUK.054	KUK.056
1			KUK.100	KUK.102	KUK.104	KUK.106
1.5			KUK.150	KUK.152	KUK.154	KUK.156
2			KUK.200	KUK.202	KUK.204	KUK.206
3			KUK.300	KUK.302	KUK.304	KUK.306
4					KUK.404	
5					KUK.504	
6					KUK.604	
8					KUK.804	
10					KUK.1004	

PVC-Insulating Tubing

5m pieces
Reels




Inner-Diameter (in mm)	Thickness (in mm)	Length	black	red	yellow	blue
0.5	0.25	5m	KUA.050N	KUA.052N	KUA.054N	KUA.056N
		200m	KUA.050R	KUA.052R	KUA.054R	KUA.056R
1	0.4	5m	KUA.100N	KUA.102N	KUA.104N	KUA.106N
		200m	KUA.100R	KUA.102R	KUA.104R	KUA.106R
1.5	0.4	5m	KUA.150N	KUA.152N	KUA.154N	KUA.156N
		200m	KUA.150R	KUA.152R	KUA.154R	KUA.156R
2	0.4	5m	KUA.200N	KUA.202N	KUA.204N	KUA.206N
		200m	KUA.200R	KUA.202R	KUA.204R	KUA.206R
3	0.4	5m	KUA.300N	KUA.302N	KUA.304N	KUA.306N
		200m	KUA.300R	KUA.302R	KUA.304R	KUA.306R
4	0.5	5m	KUA.400N	KUA.402N		
		200m	KUA.400R	KUA.402R		
5	0.6	5m	KUA.500N	KUA.502N		
		100m	KUA.500R	KUA.502R		
6	0.6	5m	KUA.600N	KUA.602N		
		100m	KUA.600R	KUA.602R		
8	0.7	5m	KUA.800N	KUA.802N		
		100m	KUA.800R	KUA.802R		
10	0.7	5m	KUA.1000N	KUA.1002N		
		25m	KUA.1000R	KUA.1002R		

Braided Sleeving
Plio-PET



Expansion Ratio	Expansion Rate (in mm)	Length	black
2 : 1	3 – 8	10m	KFL.PT4-10M
	8 – 16	10m	KFL.PT8-10M
	15 – 27	10m	KFL.PT15-10M
	24 – 38	25m	KFL.PT25-25M
	28 – 47	10m	KFL.PT30-10M
		25m	KFL.PT30-125M

Spiral-Binding



Capacity Diameter (in mm)	Outer Diameter (in mm)	Wall Thickness (in mm)	Length	black	natural
1.5 - 7	3	0.75	1m		KUM.3
			50m		KUM.3FR
5 - 20	6	1	1m	KUM.60	KUM.6
			25m	KUM.60FR	KUM.6FR
10 - 40	12	1.5	1m	KUM.120	KUM.12
			25m	KUM.120FR	KUM.12FR
25 - 100	22	1.5	1m		KUM.22
			25m		KUM.22FR

Cable Ties



Bundle Capacity (in mm)	Length (in mm)	Width (in mm)	Tensile Strength (in kg)	black	natural
16	85	2.2	8		MBK.0
		2.4		MBK.00	
20	100	2.5	8		MBK.1
21				MBK.10	
35	145	3.4	18	MBK.20	MBK.2
45	185	4.6	22	MBK.30	
47					MBK.3
80	300	4.6	22	MBK.40	
83					MBK.4
100	380	4.7	22	MBK.50	
109					MBK.5

Cable Ties



With horizontal write-on area



Dimension write-on area (in mm)	Length (in mm)	Width (in mm)	Bundling Capacity (in mm)	natural
25 x 8	100	2.5	18	MBK.1025E
	200		50	MBK.2025E

Mounting Sockets For cable ties



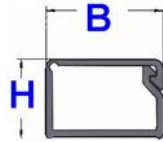
For Cable Ties (max width in mm)	Description	natural
3.4	adhesive or screw able (ø 3mm)	MBK.HL
4.7	screw able (ø 4.5mm)	MBK.HS

Clamping Tool For Cable Ties



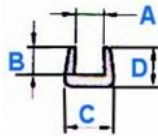
Order No	Description
WUP.KBI3A	for cable ties 2.2 - 4.8mm

Mini-Cable Trunking



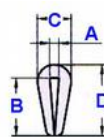
Order No	H	B	Length
MBI.510	6mm	11mm	2m
MBI.712	8mm	13mm	
MBI.1015	11mm	16mm	
MBI.1515	16mm	16mm	

Edge Grommet
For inner edge



Order No	Dimensions (in mm)				Length
	A	B	C	D	
KUM.DX10P	1	2	3	3.2	1m
KUM.DX10PFR					35m
KUM.DX12P	1.2	3.2	3.5	4.5	1m
KUM.DX12PFR					30m
KUM.DX15P	1.5	2	3.5	3.2	1m
KUM.DX15PFR					30m
KUM.DX20P	2	3	4.3	4.3	1m
KUM.DX20PFR					25m
KUM.DX30P	3	3	5.3	4.3	1m
KUM.DX30PFR					20m
KUM.DX40P	4	3.5	6.9	5.3	1m
KUM.DX40PFR					15m
KUM.AS15	1	4.3	3.7	3.3	1m
KUM.AS15FR					30m
KUM.DX10C	1	2	3	3.2	1m
KUM.DX10CFR					35m
KUM.DX15C	1.5	2	3.5	3.2	1m
KUM.DX15CFR					30m
KUM.DX20C	2	3	4.3	4.3	1m
KUM.DX20CFR					25m
KUM.DX30C	3	3	5.3	4.3	1m
KUM.DX30CFR					20m
KUM.DX40C	4	3.5	6.9	5.3	1m
KUM.DX40CFR					15m

Edge Grommet
For outer edge



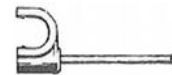
Order No	Dimensions (in mm)				Length
	A	B	C	D	
KUM.EX12	1.2	7.7	4.5	9.5	1m
KUM.EX12FR					25m

LED Profile Rails



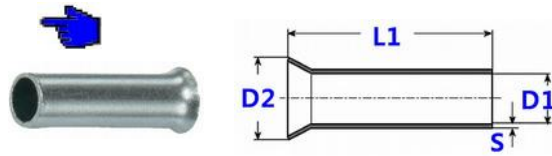
Profile Rails	Passende Abdeckungen	Passende Abdeckungen	Endkappen	Halteklammern
Best.Nr.	Best.Nr.	Best.Nr.	Best.Nr.	Best.Nr.
 NPL.1072	 NPL.2062		 NPL.3013	 NPL.3008
 NPL.5566.1M or NPL.5566.2M	Abdeckung opaque NPL.999.1M or NPL.999.2M	Abdeckung durchsichtig NPL.4044.1M or NPL.4044.2M	 NPL.5568	 NPL.5569
 NPL.4043.1M or NPL.4043.2M			 NPL.6686	 NPL.5569
 NPL.6600.1M or NPL.6600.2M			 NPL.6602	 NPL.5569
 NPL.8200.2M	 NPL.9207.2M			

Cable Clips



Order No	Cable-Ø	Nail Length	Nail-Ø	Application
MOR.1	2 x 0.75mm	16mm	1.1mm	for flat cables
MOR.3	3mm	15mm	1.2mm	for round cables
MOR.4	4mm			
MOR.5	5mm	20mm		
MOR.6	6mm	25mm	2mm	
MOR.7	7mm			
MOR.8	8mm			

End Sleeves, Wire End Ferrules
Uninsulated



Order No	Dimensions (in mm)				Cross Section in mm ²
	D1	D2	L	S	
MOP.05	1	2.1	6	0.15	0.5
MOP.07	1.4	2.5			0.75
MOP.10	1.6	2.7			1
MOP.15	1.8	2.9	7	0.15	1.5
MOP.25	2.3	3.5			2.5
MOP.40	2.8	4	9	0.2	4
MOP.60	3.6	4.8	12	0.2	6

Assortment End Sleeves, Wire End Ferrules
Uninsulated



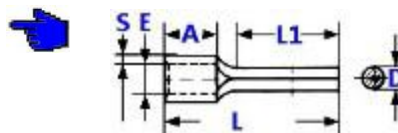
Order No	Content and Numbers				
MOP.S1	200x 0.5mm ²	300x 0.75mm ²	300x 1mm ²	300x 1.5mm ²	200x 2.5mm ²
MOP.S2	100x 4mm ²	50x 6mm ²	40x 10mm ²	40x 16mm ²	

Assortment End Sleeves, Wire End Ferrules
Insulated



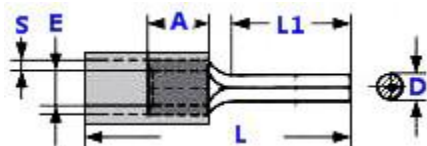
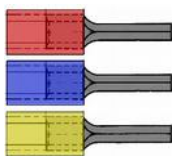
Order No	Content and Numbers				
MOP.S1DIS	50x 0.5mm ²	100x 0.75mm ²	100x 1mm ²	100x 1.5mm ²	50x 2.5mm ²

Pin Terminal for Crimping



Order No	Dimensions (in mm)						Colour	Cross Section in mm ²
	A	D	E	L	L1	S		
MOM.SA05	4	1.4	1	14	8	0.5	blank	0.1 – 0.5
MOM.SA15	5	1.9	1.6	17	10	0.8		0.2 – 1.5
MOM.SA25	5	1.9	2.3	17	10	0.8		1 – 2.5
MOM.SA60	6	2.7	3.6	20	10	0.8		2.5 – 6

Pin Terminal for Crimping Insulated



Order No	Dimensions (in mm)						Colour	Cross Section in mm ²
	A	D	E	L	L1	S		
MOM.SB15	5	1.9	1.6	22	10	0.8	red	0.2 – 1.5
MOM.SB25	5	1.9	2.3	23	10	0.8	blue	1 – 2.5
MOM.SB60	6	2.7	3.6	26	10	1	yellow	2.5 – 6

PVC-Tapes

Misc manufacturers



Order No	Colour	Width	Length
WKN.6	blue	15mm	10m
WKN.4	yellow		
WKN.8	grey		
WKN.5	green		
WKN.2	red		
WKN.0	black		
WKN.9	w hite		
WKN.206	blue	19mm	20m
WKN.201	brow n		
WKN.204	yellow		
WKN.245	yellow /green		
WKN.208	grey		
WKN.206	green		
WKN.202	red		
WKN.209	w hite		
WKN.252	red	19mm	25m
WKN.250	black		

High Voltage Splicing Tape Scotch 23



Order No	Width	Length
WKN.HSP23	19.1mm	9.14m

Mounting Tape



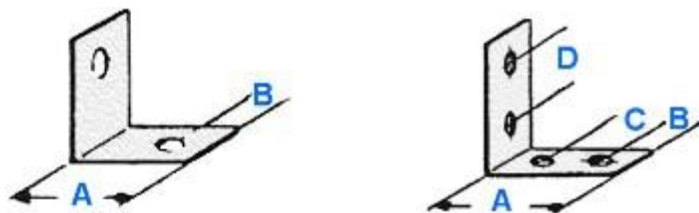
Order No	Width	Length
WKM	19mm	1.5m

Code Marker Books



Order No	Description
SM0-9	38 x 5mm (for cable Ø < 12mm), blank

L-Mounting Bracket



Order No	Hole Diameter	Thickness	A	B	C	D
MUW.4	3.2mm	1mm	10mm	5mm		
MUW.5			15mm			
MUW.6			20mm		5mm	5mm
MUW.7			25mm		10mm	10mm